









3 200m Backstroke Mixed Final

Official

 Entries
  Heats


Total

| Rank | Competitor | Age | Club | RT | FINA | Result |
|------|--|-----|-----------------|-------|------|--|
| 1 |  Foster Brent | 56 | Roskill Mast... | +0.80 | | 2:32.04 Entry: 3:14.00 (- 41.96) 50m: 36.51 100m: 1:15.87 (39.36) 150m: 1:55.07 (39.20) 200m: 2:32.04 (36.97) |
| 2 |  Easter Chel... | 27 | Unattched | +0.74 | | 2:42.07 Entry: 2:55.00 (- 12.93) 50m: 36.76 100m: 1:17.36 (40.60) 150m: 2:00.05 (42.69) 200m: 2:42.07 (42.02) |
| 3 |  Troiani Marco | 54 | Jasi Masters | +0.82 | | 2:49.05 Entry: 2:43.00 (+ 6.05) 50m: 40.56 100m: 1:23.86 (43.30) 150m: 2:07.40 (43.54) 200m: 2:49.05 (41.65) |
| 4 |  Dustow La... | 22 | Greendale ... | +0.80 | | 2:49.33 Entry: 2:44.59 (+ 4.74) 50m: 37.06 100m: 150m: 2:04.59(2:04.59) 200m: 2:49.33 (44.74) |
| 5 |  McKenzie ... | 64 | Newmarket ... | +0.71 | | 2:55.85 Entry: 2:55.00 (+ 0.85) 50m: 40.76 100m: 1:25.83 (45.07) 150m: 2:11.63 (45.80) 200m: 2:55.85 (44.22) |
| 6 |  Schaap June | 57 | Dunedin Ma... | +0.91 | | 3:01.09 Entry: 3:00.52 (+ 0.57) 50m: 40.68 100m: 1:27.25 (46.57) 150m: 2:14.08 (46.83) 200m: 3:01.09 (47.01) |
| 7 |  Jongens Ri... | 55 | Dunedin Ma... | +0.83 | | 3:04.06 Entry: 3:11.73 (- 7.67) 50m: 43.85 100m: 1:30.13 (46.28) 150m: 2:17.08 (46.95) 200m: 3:04.06 (46.98) |
| 8 |  Burgess Tom | 41 | Unattched | +0.88 | | 3:05.40 Entry: 3:15.00 (- 9.60) 50m: 42.53 100m: 1:28.67 (46.14) 150m: 2:16.93 (48.26) 200m: 3:05.40 (48.47) |
| 9 |  Mccane Br... | 53 | Dunedin Ma... | +0.83 | | 3:06.70 Entry: 3:10.00 (- 3.30) 50m: 45.30 100m: 1:33.16 (47.86) 150m: 2:20.61 (47.45) 200m: 3:06.70 (46.09) |
| 10 |  Robinson N... | 61 | Levin Masters | +0.78 | | 3:17.14 Entry: 3:04.00 (+ 13.14) 50m: 47.07 100m: 1:38.11 (51.04) 150m: 2:29.86 (51.75) 200m: 3:17.14 (47.28) |
| 11 |  Standen R... | 50 | Hamilton Aq... | +0.75 | | 3:25.60 Entry: 3:25.04 (+ 0.56) 50m: 47.97 100m: 1:39.66 (51.69) 150m: 2:33.02 (53.36) 200m: 3:25.60 (52.58) |
| 12 |  Clarke Step... | 69 | Dunedin Ma... | +0.80 | | 3:27.33 Entry: 3:19.00 (+ 8.33) 50m: 50.53 100m: 1:42.67 (52.14) 150m: 2:35.90 (53.23) 200m: 3:27.33 (51.43) |
| 13 |  Burnard Cl... | 64 | Almighty Ou... | +0.97 | | 3:29.26 Entry: 3:25.00 (+ 4.26) 50m: 49.94 100m: 1:43.31 (53.37) 150m: 2:37.06 (53.75) 200m: 3:29.26 (52.20) |
| 14 |  Power Elea... | 47 | North Cante... | +0.75 | | 3:33.30 Entry: 3:25.00 (+ 8.30) 50m: 51.11 100m: 1:45.06 (53.95) 150m: 2:40.60 (55.54) 200m: 3:33.30 (52.70) |
| 15 |  Whitburn M... | 26 | Te Awamutu... | +0.93 | | 3:40.54 Entry: 3:22.97 (+ 17.57) 50m: 48.48 100m: 1:45.79 (57.31) 150m: 2:46.12(1:00.33) 200m: 3:40.54 (54.42) |
| 16 |  Shiers Debra | 59 | Waitakere C... | +0.82 | | 4:00.45 Entry: 4:00.00 (+ 0.45) 50m: 1:00.27 100m: 150m: 3:06.24(3:06.24) 200m: 4:00.45 (54.21) |
| 17 |  Pollard Sue | 80 | North Shore... | | | 4:17.06 |


50m: 1:03.84 100m:
150m: 3:14.20(3:14.20) 200m: 4:17.06(1:02.77)


Entry: 4:33.11 (- 6.80)


50m: 59.77 100m: 2:07.95(1:08.18)
150m: 3:20.89(1:12.94) 200m: 4:31.72(1:10.83)

19  Workman P... 71 Makino Mas... +0.94 **4:33.20**
Entry: 4:40.00 (- 6.80)
50m: 1:04.62 100m: 2:14.93(1:10.31)
150m: 3:26.80(1:11.87) 200m: 4:33.20(1:06.40)


20  Pittams Ro... 56 Levin Masters +0.82 **4:56.30**
Entry: 5:16.00 (- 19.70)
50m: 1:07.24 100m:
150m: 3:44.09(3:44.09) 200m: 4:56.30(1:12.21)

21  Mills Val 74 Makino Mas... +0.95 **4:58.76**
Entry: 4:50.00 (+ 8.76)
50m: 1:05.75 100m: 2:24.75(1:19.00)
150m: 3:43.77(1:19.02) 200m: 4:58.76(1:14.99)

22  Seeley Mic... 68 Unattched +0.79 **5:25.97**
Entry: 4:53.00 (+ 32.97)
50m: 1:07.41 100m: 2:27.36(1:19.95)
150m: 3:59.40(1:32.04) 200m: 5:25.97(1:26.57)

0  Deljoo Moh... 35 SwimTastic ... **DNS**

0  Rowland S... 52 Trent Bray ... **DNS**

0  Tasker Paul... 52 Waitakere C... **DNS**